



San Diego County State Legislative and House Districts, 2012 - 2022

Ron Nehring



San Diego County Assembly, State Senate and House Districts (2012 – 2022)



	<u>Incumbent*</u>	<u>Rep%</u>	<u>Dem%</u>	<u>Reg. Variance Advantage</u>	<u>Variance < 10%</u>	<u>Variance < 5%</u>
A-71	Jones	45.2%	29.6%	15.6%	15.6%	15.6%
A-75		48.5%	26.1%	22.4%	22.4%	22.4%
A-76		41.0%	30.9%	10.1%	10.1%	10.1%
A-77		39.4%	30.6%	8.8%	8.8%	8.8%
A-78	<i>Atkins</i>	27.3%	40.8%	-13.5%	-13.5%	-13.5%
A-79	<i>Block</i>	29.3%	43.4%	-14.1%	-14.1%	-14.1%
A-80	<i>Hueso</i>	22.2%	49.4%	-27.2%	-27.2%	-27.2%
S-36	Walters (moves)	45.5%	27.8%	17.7%	17.7%	17.7%
S-38	Anderson	45.1%	28.7%	16.4%	16.4%	16.4%
S-39	<i>Kehoe (termed out)</i>	30.9%	38.1%	-7.2%	-7.2%	-7.2%
S-40	<i>Vargas</i>	25.6%	47.7%	-22.1%	-22.1%	-22.1%
H-49	Issa	43.3%	29.1%	14.2%	14.2%	14.2%
H-50	Hunter	48.0%	26.4%	21.6%	21.6%	21.6%
H-51	<i>Filner (leaving)</i>	22.6%	50.7%	-28.1%	-28.1%	-28.1%
H-52	Bilbray	35.9%	33.0%	2.9%	2.9%	2.9%
H-53	<i>Davis</i>	29.2%	42.9%	-13.7%	-13.7%	-13.7%



State Assembly Districts

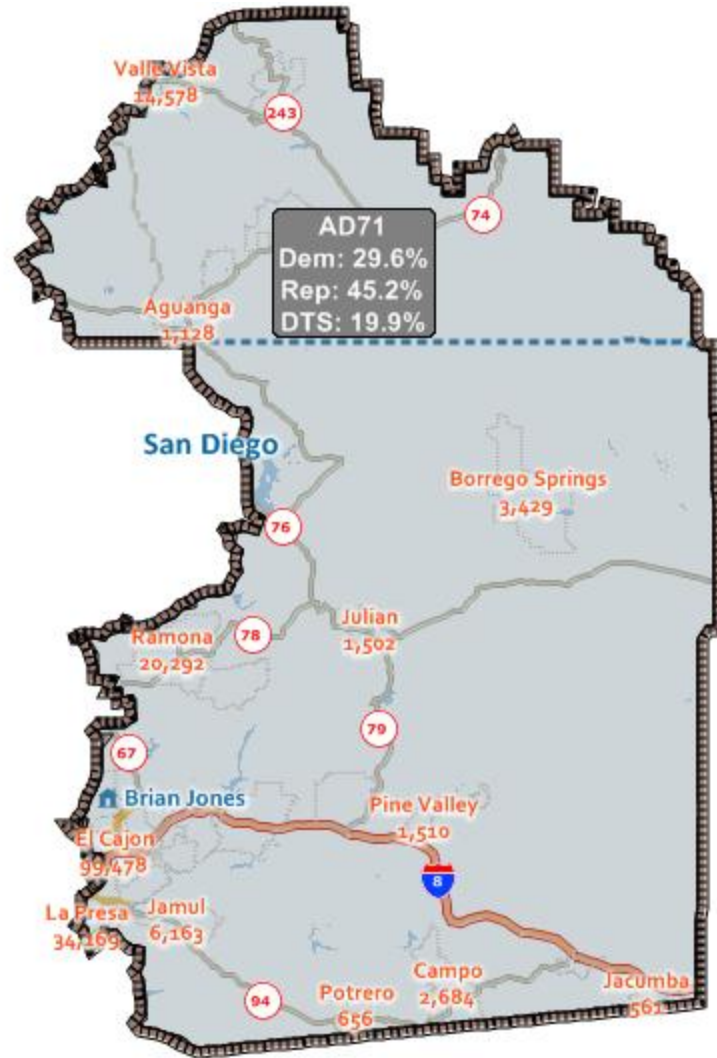


Assembly District #71



Incumbent: Brian Jones
Term-limited in 2016

15.6% GOP Registration advantage



Assembly District #75



Incumbent: None. Much of this district currently represented by Asm. Kevin Jeffries (R) in AD66.
Open seat in 2012.

22.4% GOP Registration advantage

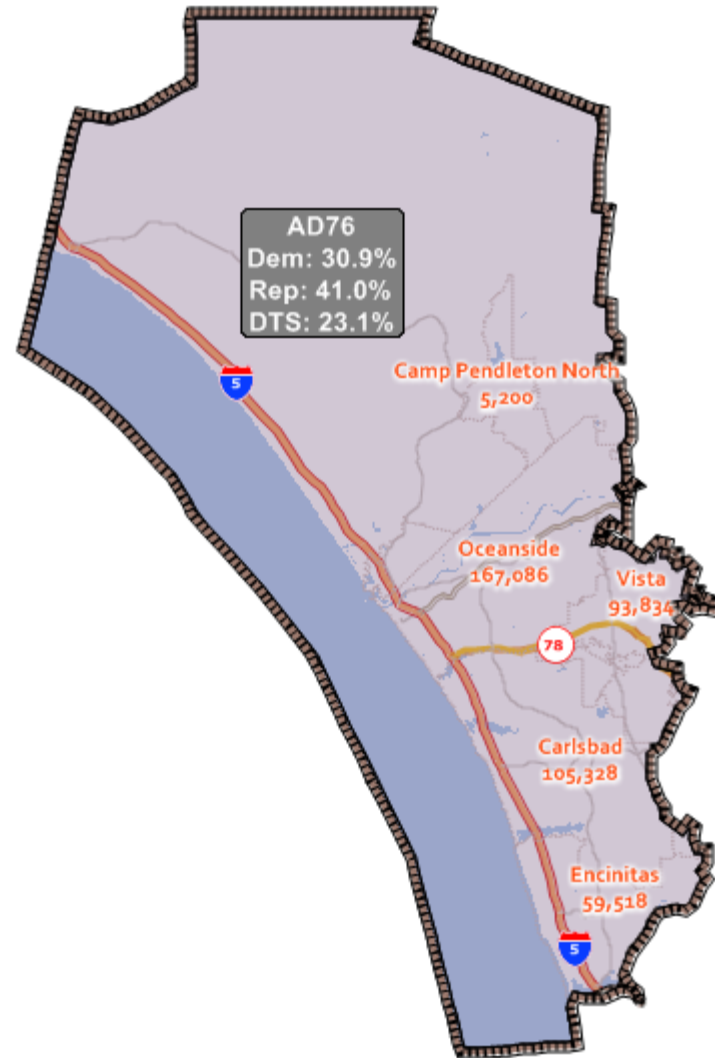


Assembly District #76



Incumbent: None, approximates current AD 73 represented by Asm. Diane Harkey (R) but now runs further south and excludes OC. Open seat in 2012.

10.1% GOP Registration advantage



Assembly District #77



Incumbent: None. Similar to today's AD 75 represented by Asm. Nathan Fletcher (R).
Open seat in 2012.

8.8% GOP Registration advantage

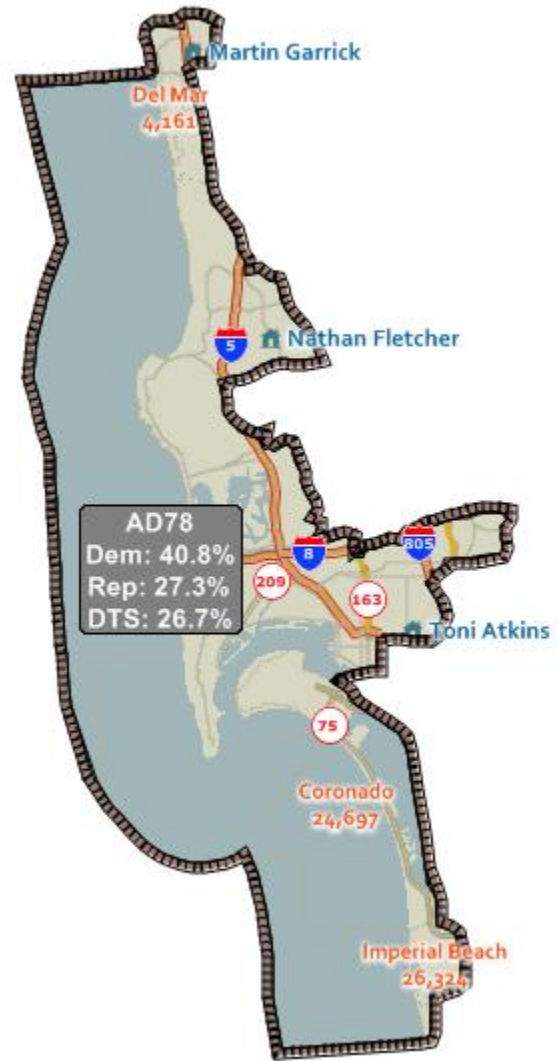


Assembly District #78

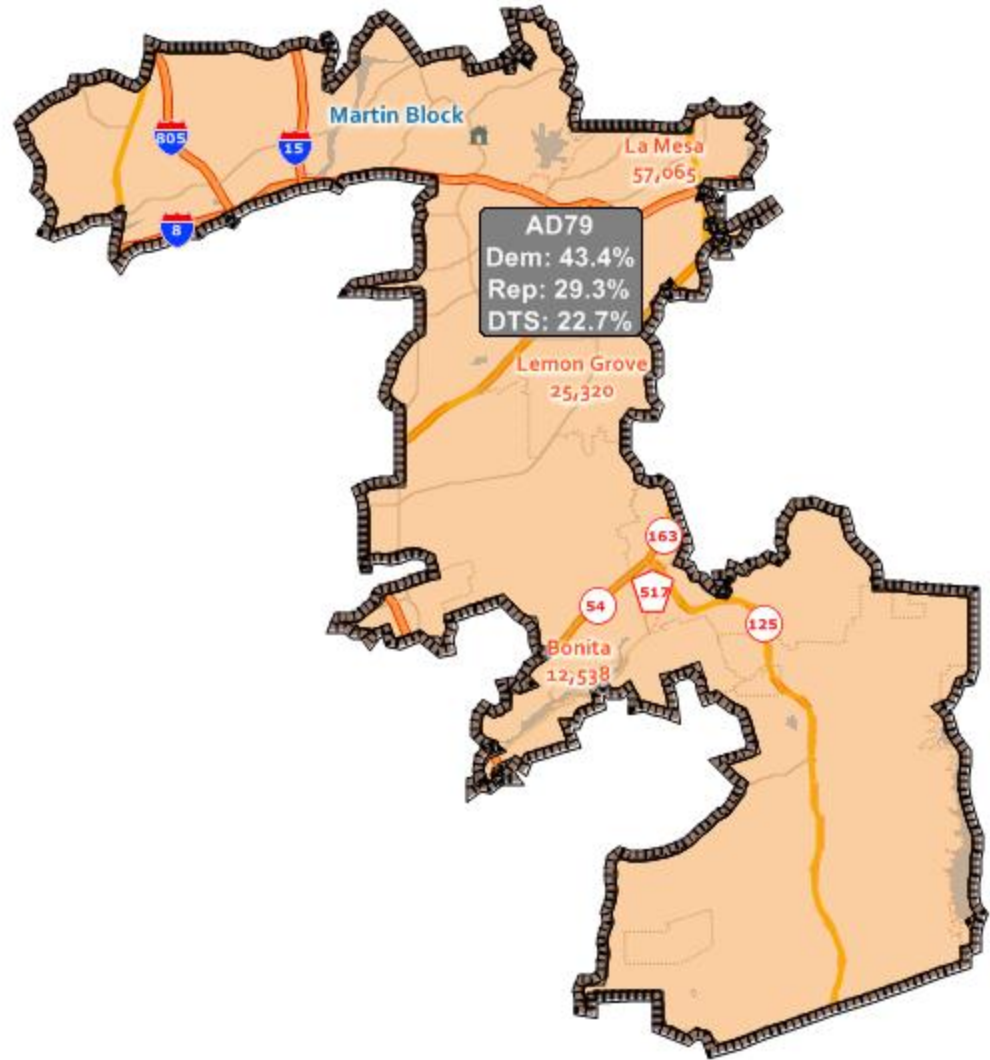


Incumbents: Atkins, Garrick (term-limited), Fletcher live in this district.

13.5% Dem Registration advantage



Assembly District #79



Incumbent: Marty Block
Term-limited in 2014

14.1% Dem Registration advantage

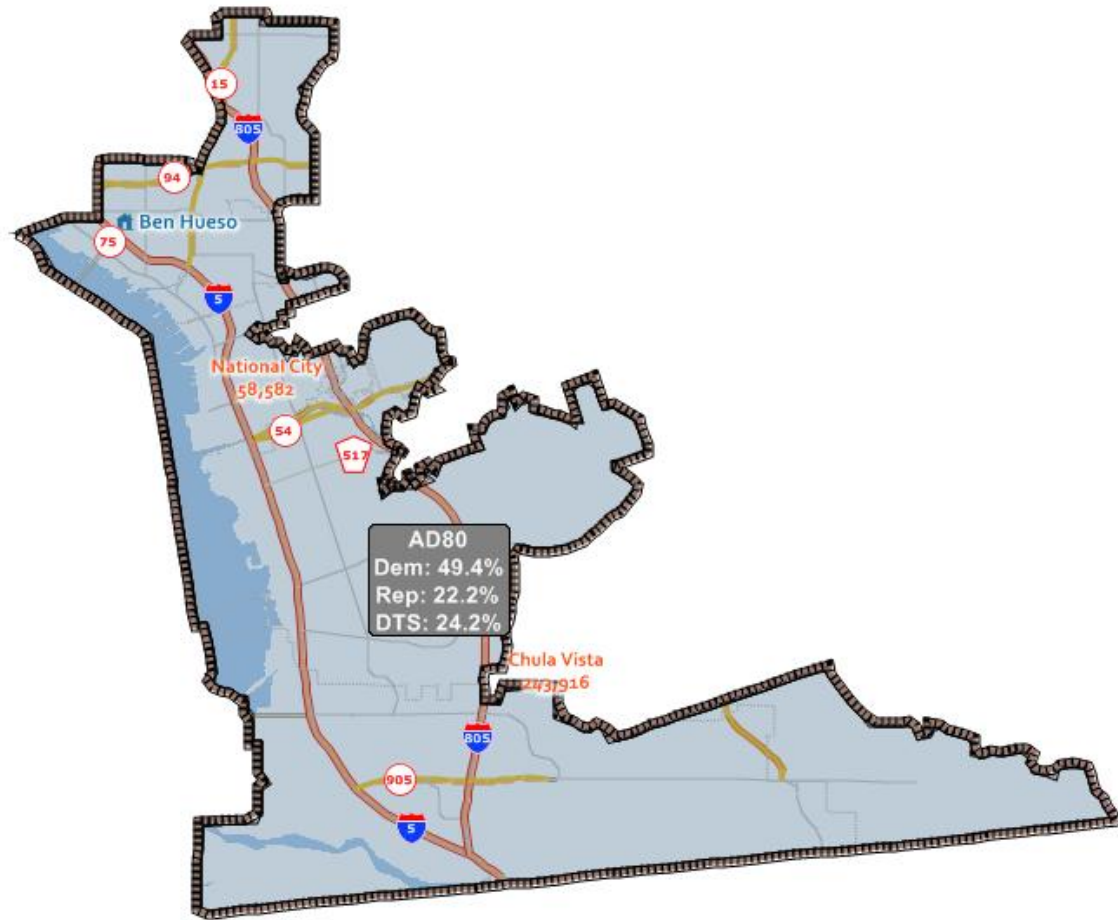
Assembly District #80



Incumbent: Ben Hueso
Term-limited in 2016

27.2% Dem Registration advantage

Most Democratic Assembly district
in the county.





State Senate Districts



Senate District #36

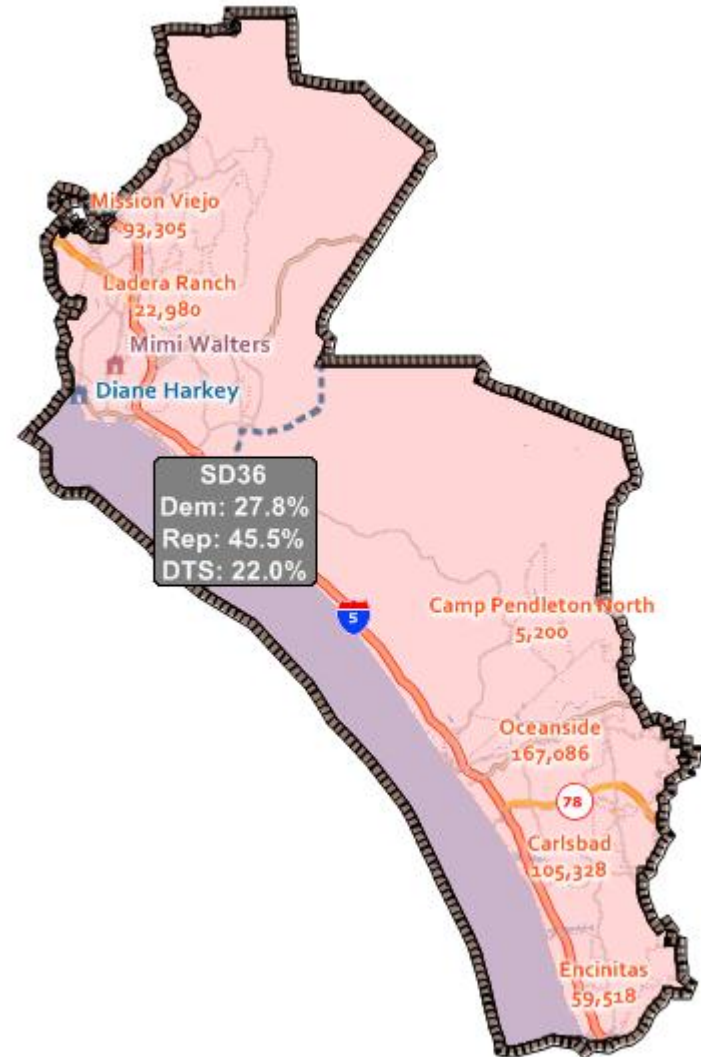


Incumbent: Walters (moves out)

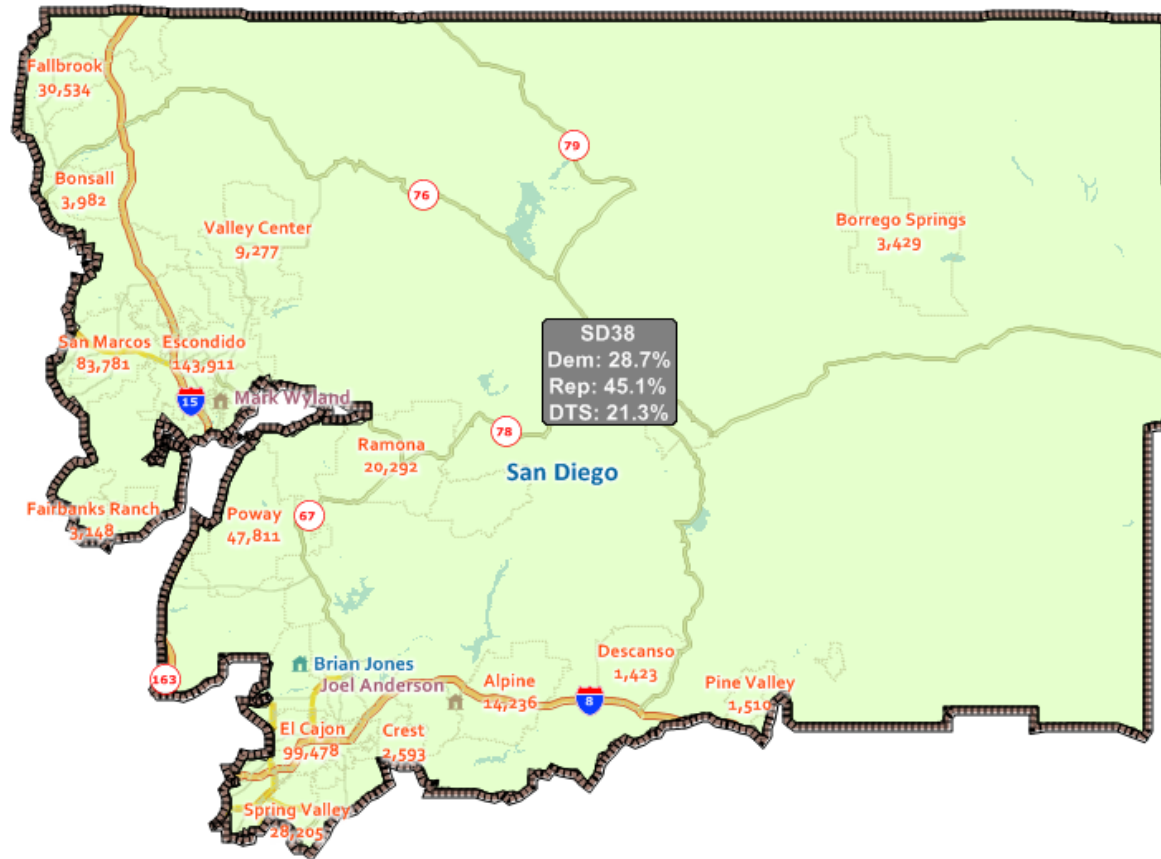
Open Seat

Next election in 2014

17.7% Republican Registration advantage



Senate District #38



Incumbent: Sen. Joel Anderson
Incumbent re-elect in 2014.

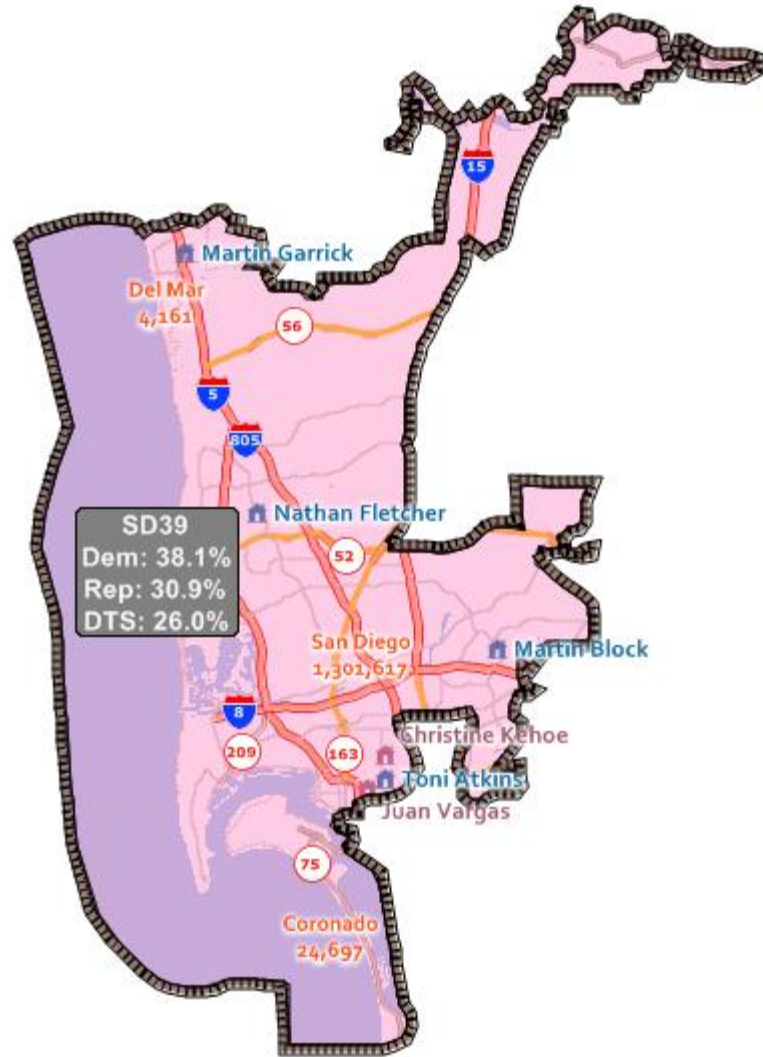
16.4% Republican Registration advantage

Senate District #39



Incumbent: Sen. Christine Kehoe
(term-limited)
Open Seat in 2012

7.2% Dem Registration advantage

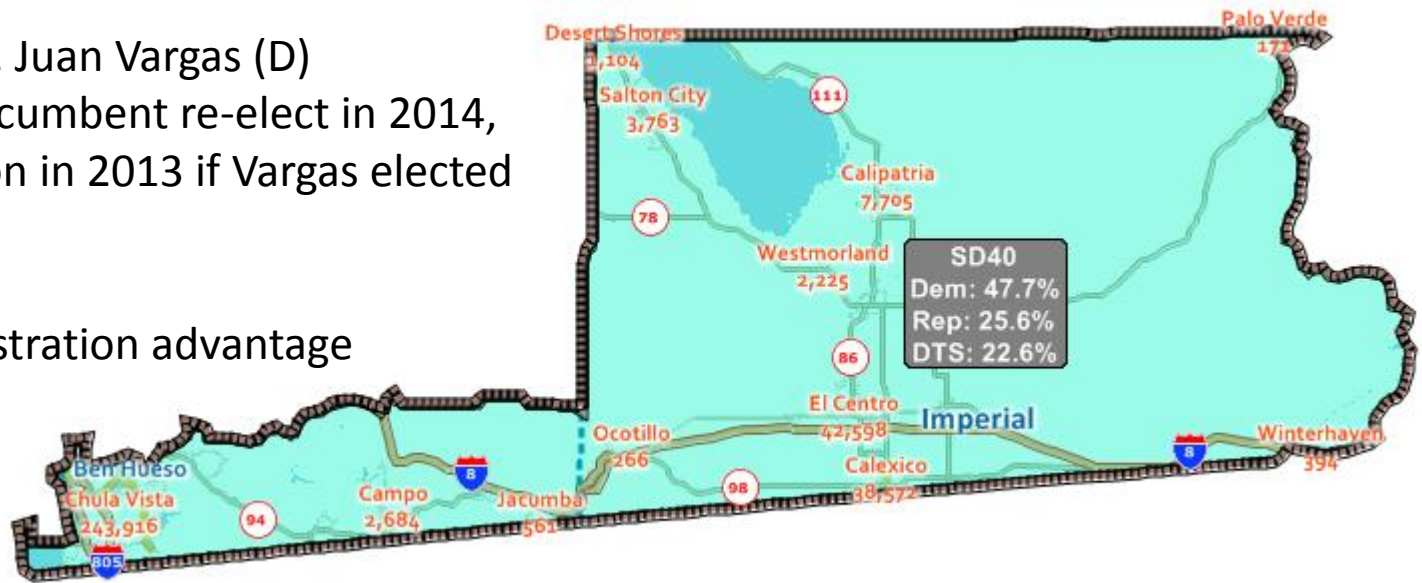


Senate District #40



Incumbent: Sen. Juan Vargas (D)
Next election: Incumbent re-elect in 2014,
or special election in 2013 if Vargas elected
in H-51.

22.1% Dem Registration advantage





House Districts

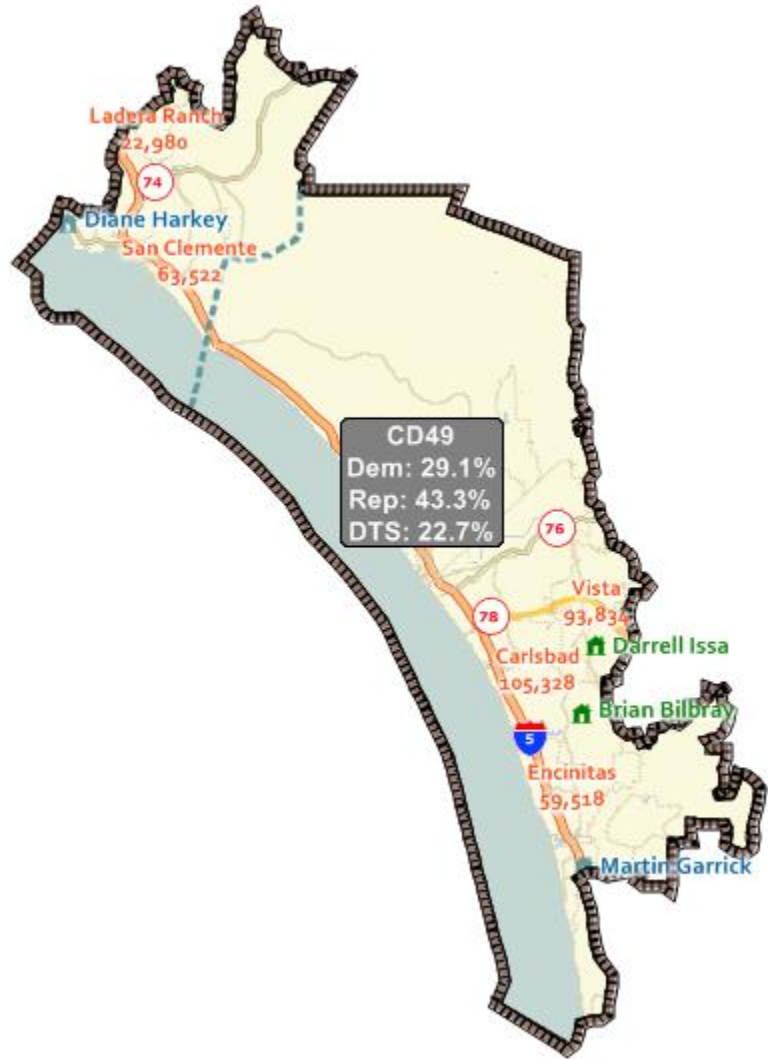


House District 49



Incumbent: Rep. Darrell Issa (R)

14.2% Republican Registration advantage



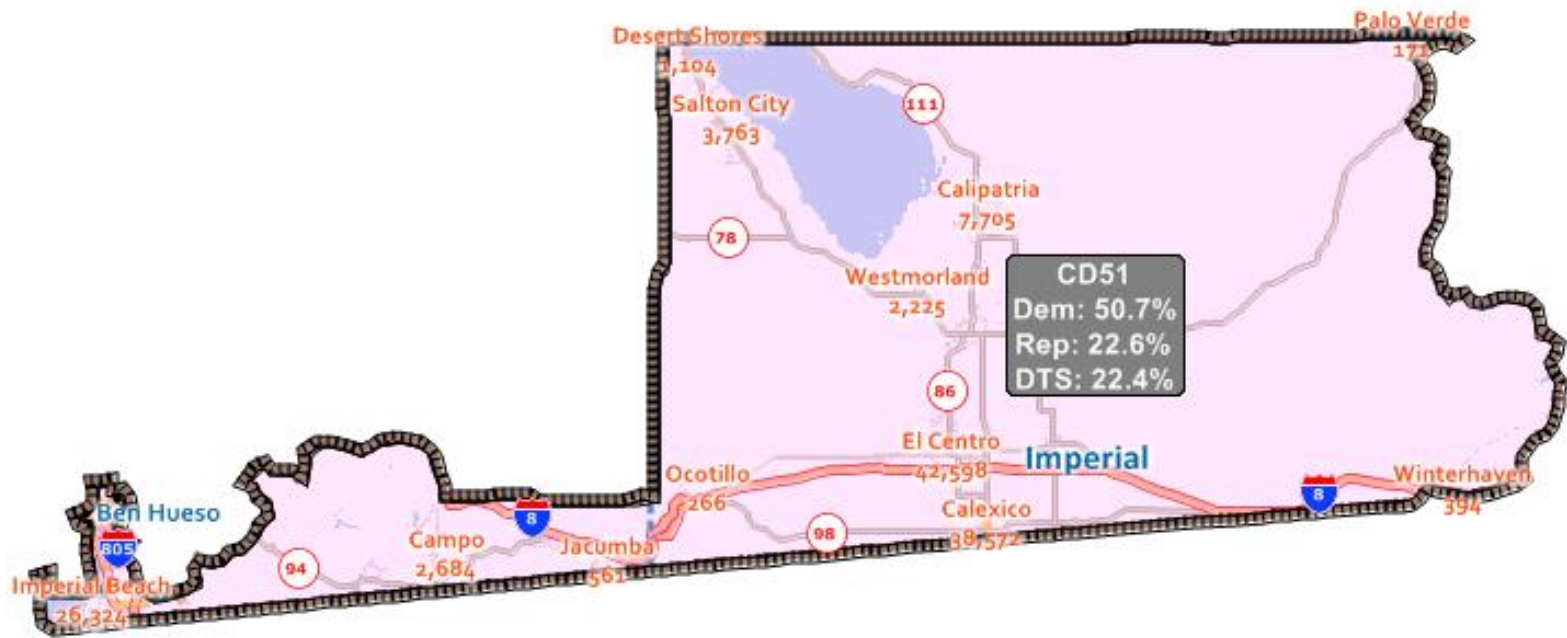
House District 50



Incumbent: Rep. Duncan Hunter, Jr. (R)

21.6% Republican Registration advantage
Most Republican House district in California

House District 51



Incumbent: Rep. Bob Filner (D, leaving)

28.1% Democrat Registration advantage, most Democratic in the county

50.99% Latino

House District 52



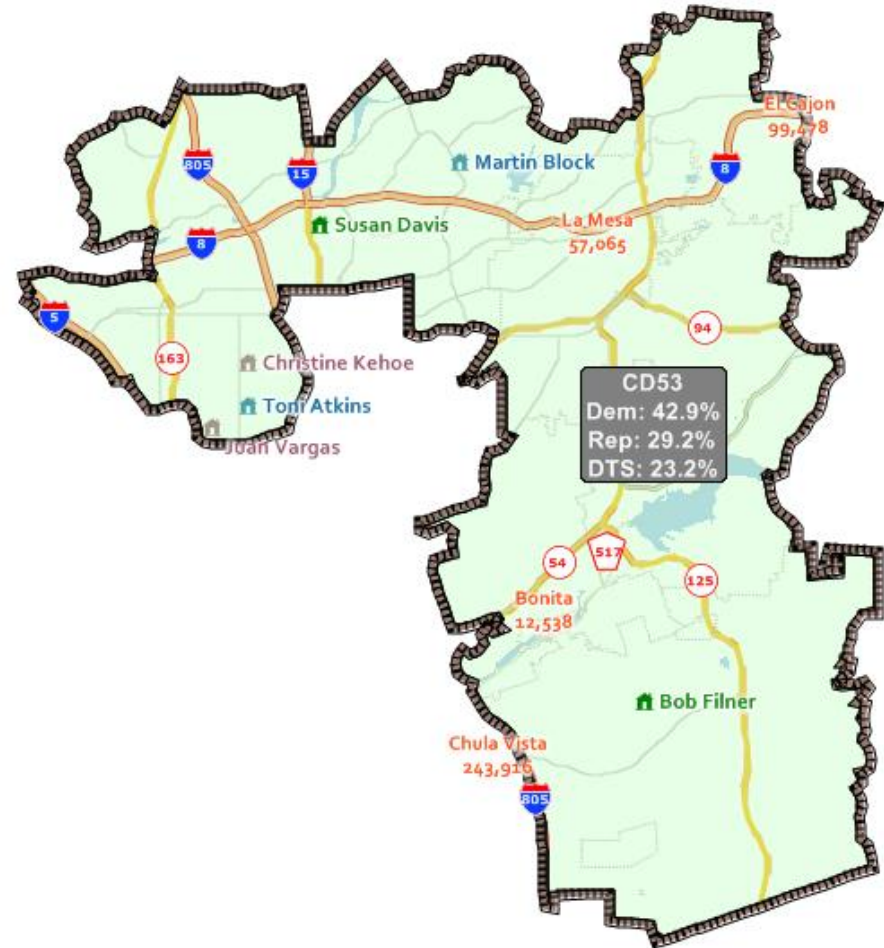
Incumbent: Rep. Brian Bilbray (R)*

2.9% Republican registration advantage

District similar to that represented by Rep. Bilbray during his first terms in the House.



House District 53



Incumbent: Rep. Susan Davis (D)

13.7% Democrat registration advantage

Completely new district for the incumbent. Moves off the coast and inland.

San Diego County Assembly, State Senate and House Districts (2012 – 2022)



	<u>Incumbent*</u>	<u>Rep%</u>	<u>Dem%</u>	<u>Reg. Variance Advantage</u>	<u>Variance < 10%</u>	<u>Variance < 5%</u>
A-71	Jones	45.2%	29.6%	15.6%	15.6%	15.6%
A-75		48.5%	26.1%	22.4%	22.4%	22.4%
A-76		41.0%	30.9%	10.1%	10.1%	10.1%
A-77		39.4%	30.6%	8.8%	8.8%	8.8%
A-78	<i>Atkins</i>	27.3%	40.8%	-13.5%	-13.5%	-13.5%
A-79	<i>Block</i>	29.3%	43.4%	-14.1%	-14.1%	-14.1%
A-80	<i>Hueso</i>	22.2%	49.4%	-27.2%	-27.2%	-27.2%
S-36	Walters (moves)	45.5%	27.8%	17.7%	17.7%	17.7%
S-38	Anderson	45.1%	28.7%	16.4%	16.4%	16.4%
S-39	<i>Kehoe (termed out)</i>	30.9%	38.1%	-7.2%	-7.2%	-7.2%
S-40	<i>Vargas</i>	25.6%	47.7%	-22.1%	-22.1%	-22.1%
H-49	Issa	43.3%	29.1%	14.2%	14.2%	14.2%
H-50	Hunter	48.0%	26.4%	21.6%	21.6%	21.6%
H-51	<i>Filner (leaving)</i>	22.6%	50.7%	-28.1%	-28.1%	-28.1%
H-52	Bilbray	35.9%	33.0%	2.9%	2.9%	2.9%
H-53	<i>Davis</i>	29.2%	42.9%	-13.7%	-13.7%	-13.7%



[R]ON NEHRING

*Strategic guidance in communications,
governance and policy.*



Ron@RonNehring.com
Twitter: @RonNehring

For more information, contact Ron Nehring at ron@ronnehring.com.